

# Consumers' Association Pension and Employee Benefit Scheme

## Gilt Fund Hybrid AVC

### FUND OBJECTIVE

The investment objective of the fund is to track the performance of the FTSE Actuaries UK Conventional Gilts Over 15 Years Index to within +/- 0.25% p.a. for two years out of three. This Fund is only available to Hybrid Section members who decided to pay additional voluntary contributions (AVCs).

### RISK PROFILE

The value of an investment and income taken from it is not guaranteed and can go down as well as up, you may not get back the amount you originally invested.

The Fund invests in one or more Collective Investment Schemes ("CIS") to achieve its investment objective, including other CIS managed by LGIM as well as CIS which are managed by entities sitting outside the Legal & General Group plc. Information on the CIS(s) in which the Fund invests should be disclosed in your scheme documentation. However, the information provided may be a high level description and should not be relied upon as a full disclosure of the material risks or terms and conditions associated with investing in the underlying CIS. Please refer to your scheme administrator if you would like more detailed information on each of the underlying CIS held within this Fund.

### FUND FACTSHEET INFORMATION

This factsheet has been produced to provide you with fund information and is not designed to provide advice on the suitability of an investment for your personal financial situation. It should be read in conjunction with your pension scheme particulars. It is not an offer to buy or sell any investment or shares, if you have any questions regarding its contents, please speak to the Trustee or your Financial Advisor.

This fund is invested wholly or predominantly in units of such other funds identified by the Trustees of the pension scheme and maintained by Legal & General Investment Management. These funds may change from time to time. The Fund Objective and Benchmark have also been determined by the Trustees. This factsheet will be updated quarterly.

### FUND FACTS

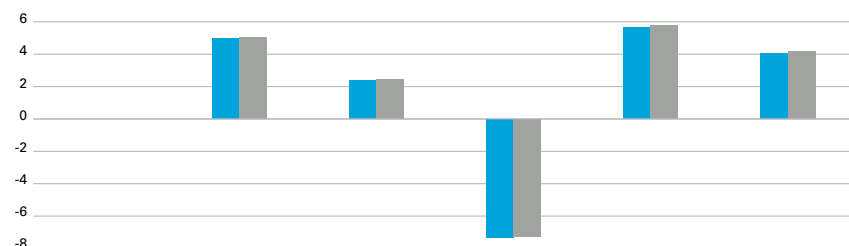
<b>Fund size</b> £0.03m	<b>Base currency</b> GBP	<b>Benchmark</b> FTSE A Government (Over 15 Year)
<b>Launch date</b> Jun 2015	<b>Domicile</b> United Kingdom	<b>Underlying fund</b> Legal & General Over 15 Year Gilts Index Fund

### CHARGES

<b>Annual management charge</b>	<b>0.07%</b>
<b>Additional expenses</b>	<b>0.00%</b>
<b>Total expense ratio</b>	<b>0.07%</b>

For further information on the underlying fund, click [here](#).

### FUND PERFORMANCE (%)



	3 months	6 months	1 year	3 years	5 years
Fund	4.99	2.40	-7.34	5.66	4.06
Benchmark	5.03	2.45	-7.25	5.76	4.15
Relative	-0.04	-0.05	-0.09	-0.10	-0.09

### 12 MONTH PERFORMANCE TO MOST RECENT QUARTER (%)

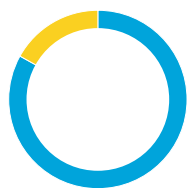
12 months to 31 December	2021	2020	2019	2018	2017
Fund	-7.34	13.73	11.94	0.17	3.24
Benchmark	-7.25	13.85	12.03	0.28	3.32
Relative	-0.09	-0.12	-0.09	-0.11	-0.08

All performance periods over a year are annualised. Returns are calculated on the basis of daily midday mid-market prices. Fund performance is shown net, which is after the deduction of the management fees and additional expenses applicable to your scheme. Please refer to your scheme literature, or to your scheme administrator for the fee rate that applies to your scheme. Past performance is no guarantee of future performance.

We use Benchmarks as a good way to measure how a Fund is performing when compared to something similar - if a Fund is performing as intended by LGIM, then we would normally expect the performance and benchmark figures to be close to each other. The Trustees of your Pension Scheme and their professional investment advisors monitor this performance to make sure the Fund fits with their investment objective for it (see Fund Objective box above).

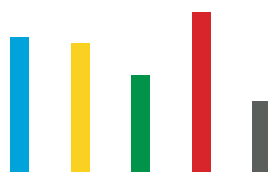
## ALLOCATION

All data source LGIM unless otherwise stated. Totals may not sum due to rounding.



### CREDIT RATING (%)

■ AA	83.1
■ AA-	16.9



### YEARS TO MATURITY (%)

■ 15- 20 Years	22.7
■ 20- 25 Years	21.8
■ 25- 30 Years	16.4
■ 30- 40 Years	27.0
■ 40+ Years	12.1



■ Top 10 holdings 50.7%  
 ■ Rest of portfolio 49.4%  
 No. of issues in fund 26  
 No. of issues in index 26

### TOP 10 HOLDINGS (%)

United Kingdom Gilt 4.25% 07 Dec 55	6.1
United Kingdom Gilt 4% 22 Jan 60	5.7
United Kingdom Gilt 4.5% 07 Dec 42	5.3
United Kingdom Gilt 3.5% 22 Jan 45	5.0
United Kingdom Gilt 3.75% 22 Jul 52	4.9
United Kingdom Gilt 4.25% 07 Dec 46	4.8
United Kingdom Gilt 4.75% 07 Dec 38	4.8
United Kingdom Gilt 3.25% 22 Jan 44	4.7
United Kingdom Gilt 3.5% 22 Jul 68	4.7
United Kingdom Gilt 4.25% 07 Dec 40	4.7

### Important information

Past performance is not a guide to the future and the value of investments can go down as well as up. Exchange rate variations can cause the value of overseas investments to increase or decrease. Investors may not recoup the value of their original investment. For overseas markets the figures are sterling adjusted and net of any withholding tax. The views expressed in this fact sheet are those of Legal & General Investment Management who may or may not have acted upon them. This document should not be taken as an invitation to deal in Legal & General investments or any of the stated stock markets.

Legal & General Assurance (Pensions Management) Limited (“PMC”) is a life insurance company and manages this investment using a policy notionally divided into a number of PF sections (“the funds”). Legal & General Investment Management Limited provides investment and marketing services to PMC. Legal & General Assurance (Pensions Management) Limited is authorised by the Prudential Regulation Authority and regulated by the Financial Conduct Authority and the Prudential Regulation Authority. Registered in England and Wales No. 01006112. Registered Office: One Coleman Street, London, EC2R 5AA. Legal & General Investment Management Limited is authorised and regulated by the Financial Conduct Authority. Registered in England and Wales No. 00119272. Registered Office: One Coleman Street, London, EC2R 5AA.

Legal & General Investment Management, One Coleman Street, London EC2R 5AA.

Source: FTSE International Limited (“FTSE”) © FTSE 2022. “FTSE®” is a trade mark of the London Stock Exchange Group companies and is used by FTSE International Limited under licence. All rights in the FTSE indices and/or FTSE ratings vest in FTSE and/or its licensors. Neither FTSE nor its licensors accept any liability for any errors or omissions in the FTSE indices and/or FTSE ratings or underlying data. No further distribution of FTSE Data is permitted without FTSE’s express written consent.

**Internal Code: 34070/016 Underlying fund code: AF**