

# Consumers' Association Pension and Employee Benefit Scheme

## Cash Fund Hybrid AVC

### FUND OBJECTIVE

The fund aims to perform in line with 7 Day GBP LIBID, without incurring excessive risk. This Fund is only available to Hybrid Section members who decided to pay additional voluntary contributions (AVCs).

### RISK PROFILE

The value of an investment and income taken from it is not guaranteed and can go down as well as up, you may not get back the amount you originally invested.

The Fund invests in one or more Collective Investment Schemes ("CIS") to achieve its investment objective, including other CIS managed by LGIM as well as CIS which are managed by entities sitting outside the Legal & General Group plc. Information on the CIS(s) in which the Fund invests should be disclosed in your scheme documentation. However, the information provided may be a high level description and should not be relied upon as a full disclosure of the material risks or terms and conditions associated with investing in the underlying CIS. Please refer to your scheme administrator if you would like more detailed information on each of the underlying CIS held within this Fund.

### FUND FACTSHEET INFORMATION

This factsheet has been produced to provide you with fund information and is not designed to provide advice on the suitability of an investment for your personal financial situation. It should be read in conjunction with your pension scheme particulars. It is not an offer to buy or sell any investment or shares, if you have any questions regarding its contents, please speak to the Trustee or your Financial Advisor.

This fund is invested wholly or predominantly in units of such other funds identified by the Trustees of the pension scheme and maintained by Legal & General Investment Management. These funds may change from time to time. The Fund Objective and Benchmark have also been determined by the Trustees. This factsheet will be updated quarterly.

### FUND FACTS

Fund size <b>£0.1m</b>	Base currency <b>GBP</b>	Benchmark <b>7 – day LIBID</b>
Launch date <b>Mar 2008</b>	Domicile <b>United Kingdom</b>	Underlying fund <b>Legal &amp; General Cash Fund</b>

### CHARGES

Annual management charge	<b>0.11%</b>
Additional expenses	<b>0.00%</b>
Total expense ratio	<b>0.11%</b>

For further information on the underlying fund, click [here](#).

### FUND PERFORMANCE (%)



We use Benchmarks as a good way to measure how a Fund is performing when compared to something similar - if a Fund is performing as intended by LGIM, then we would normally expect the performance and benchmark figures to be close to each other. The Trustees of your Pension Scheme and their professional investment advisors monitor this performance to make sure the Fund fits with their investment objective for it (see Fund Objective box above).

### 12 MONTH PERFORMANCE TO MOST RECENT QUARTER (%)







12 months to 31 March	2021	2020	2019	2018	2017
Fund	-0.03	0.57	0.49	0.17	0.19
Benchmark	0.03	0.54	0.51	0.22	0.20
Relative	-0.06	+0.03	-0.02	-0.05	-0.01

All performance periods over a year will be annualised. Returns are calculated on the basis of daily midday mid-market prices. Fund performance is shown net, which is after the deduction of the management fees applicable to your scheme. Please refer to your scheme literature, or to your scheme administrator for the fee rate that applies to your scheme. Past performance is no guarantee of future performance.


## ALLOCATION

All data source LGIM unless otherwise stated. Totals may not sum due to rounding.

### COUNTRY (%)

 United Kingdom	41.2
 France	16.8
 Japan	16.4
 Germany	9.0
 Netherlands	8.4
 Canada	8.1

### DAYS TO MATURITY (%)



■ 0 to 7 days	51.1
■ 7 days to 1 month	41.8
■ 1 to 3 months	7.0

### TOP 10 ISSUERS (%)

UK Treasury	22.7
Bred- Banque Populaire	8.4
Cooperatieve Rabobank UA	8.4
BNP Paribas London	8.4
PMC Loan	8.4
Sumitomo Mitsui Banking	8.3
National Bank of Canada	8.1
Bank of Tokyo-Mitsub London	8.1
DZ Bank AG	8.1
Nationwide Building Society	6.2

### Important information

Past performance is not a guide to the future and the value of investments can go down as well as up. Exchange rate variations can cause the value of overseas investments to increase or decrease. Investors may not recoup the value of their original investment. For overseas markets the figures are sterling adjusted and net of any withholding tax. The views expressed in this fact sheet are those of Legal & General Investment Management who may or may not have acted upon them. This document should not be taken as an invitation to deal in Legal & General investments or any of the stated stock markets.

Legal & General Assurance (Pensions Management) Limited ("PMC") is a life insurance company and manages this investment using a policy notionally divided into a number of PF sections ("the funds"). Legal & General Investment Management Limited provides investment and marketing services to PMC. Legal & General Assurance (Pensions Management) Limited is authorised by the Prudential Regulation Authority and regulated by the Financial Conduct Authority and the Prudential Regulation Authority. Legal & General Investment Management Limited is authorised and regulated by the Financial Conduct Authority.

Legal & General Investment Management, One Coleman Street, London EC2R 5AA.

Copyright 2019, S&P Global Market Intelligence. Reproduction of any information, data or material, including ratings ("Content") in any form is prohibited except with the prior written permission of the relevant party. Such party, its affiliates and suppliers ("Content Providers") do not guarantee the accuracy, adequacy, completeness, timeliness or availability of any Content and are not responsible for any errors or omissions (negligent or otherwise), regardless of the cause, or for the results obtained from the use of such Content. In no event shall Content Providers be liable for any damages, costs, expenses, legal fees, or losses (including lost income or lost profit and opportunity costs) in connection with any use of the Content. A reference to a particular investment or security, a rating or any observation concerning an investment that is part of the Content is not a recommendation to buy, sell or hold such investment or security, does not address the suitability of an investment or security and should not be relied on as investment advice. Credit ratings are statements of opinions and are not statements of fact.

**Internal Code: 34070/016 Underlying fund code: AR**